anb.com.sa

faster, simpler banking for everyone. discover the many offers, credit cards and loans that **Show more**

Company	ANB
Year Founded	1979
Employees	1001 - 5000
HQ	Saudi Arabia, Riyadh
Annual Revenue	> $1B
Industry	Finance > Banking Credit and Lending

similarweb



Global Rank	Country Rank	Category Rank
#86,748	#571	#24
▾ 10,934	▾ 88	▾ 4
	Saudi Arabia	Finance > Banking Credit and Lending (In Saudi Arabia)

Showing Similarweb estimated data.
Publicly validate your site's metrics by connecting your GA4

Connect your Google Analytics

Total Visits	Bounce Rate	Pages per Visit	Avg Visit Duration
447.2K	27.69%	7.85	00:07:26

anb.com.sa Ranking by Traffic

Share

Website ranking helps evaluate the value of a business. Over the last three months, anb.com.sa's global ranking has increased from 75,814 to 86,748.

Category Rank
Banking Credit and Lending (In Saudi Arabia)

Country Rank
In Saudi Arabia

Global Rank

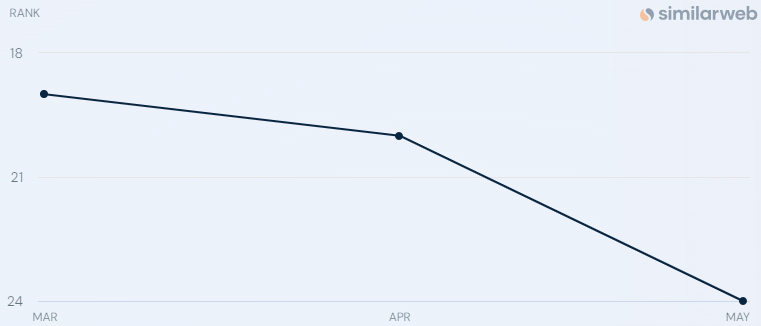

Similarly ranked sites

22	saib.com.sa
23	tasheelfinance.com
24	anb.com.sa
25	bcare.com.sa
26	grintahub.com

See top websites →

anb.com.sa Traffic & Engagement Analysis

Share

anb.com.sa's traffic has decreased by 0.79% compared to last month (Desktop). Click below to reveal how well anb.com.sa meets visitor expectations and captures their interest.

Showing Similarweb estimated data. Publicly validate your site's metrics by connecting your GA4 **Connect your Google Analytics**

Total Visits	Last Month Change	Bounce Rate	Pages per Visit	Avg Visit Duration
447.2K	▾ 0.79%	27.69%	7.85	00:07:26

Total Visits Last 3 Months

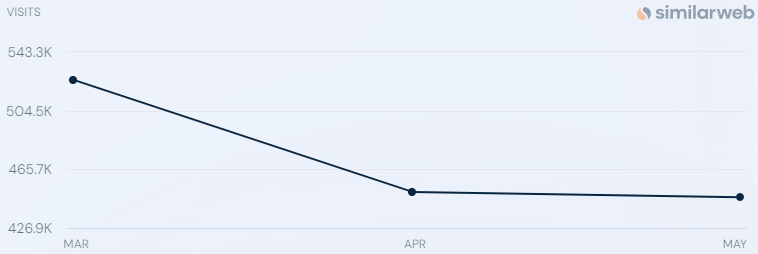

Compare anb.com.sa to:

4.2M	alrajhibank.com.sa
2.2M	alahli.com
1.3M	riyadbank.com
483K	saib.com.sa
447.2K	anb.com.sa

Compare any site →

anb.com.sa Web Traffic by Country

Share

Which countries sent the most traffic to anb.com.sa lately? Where is their core audience from? Last month Saudi Arabia was the top country sending desktop traffic to anb.com.sa - click below to discover all countries

Top Countries

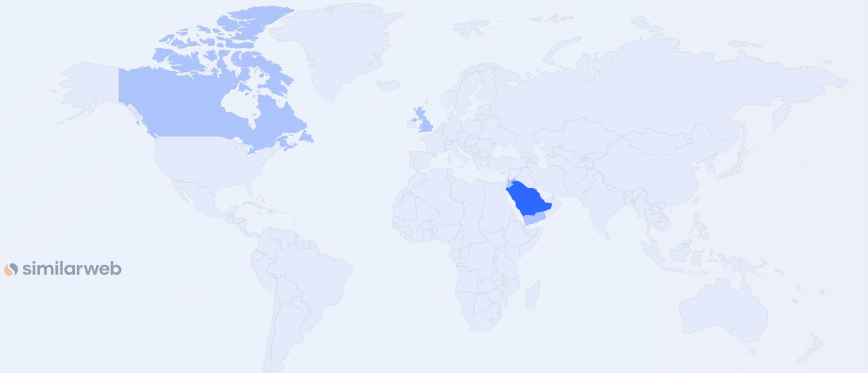

Country	Share	Change
Saudi Arabia	96.42%	▲ 7.62%
United Kingdom	0.69%	▲ 154.8%
Jordan	0.63%	▼ 81.54%
Yemen	0.32%	
Canada	0.29%	
Others	1.63%	

See all countries →

anb.com.sa Website Traffic Demographics

Share

Audience composition can reveal a site's current market share across various audiences. anb.com.sa's audience is 67.1% male and 32.9% female. The largest age group of visitors are 45 - 54 year olds.

Gender Distribution ⓘ

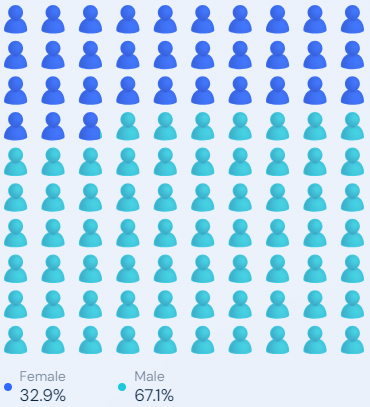

Age Distribution ⓘ

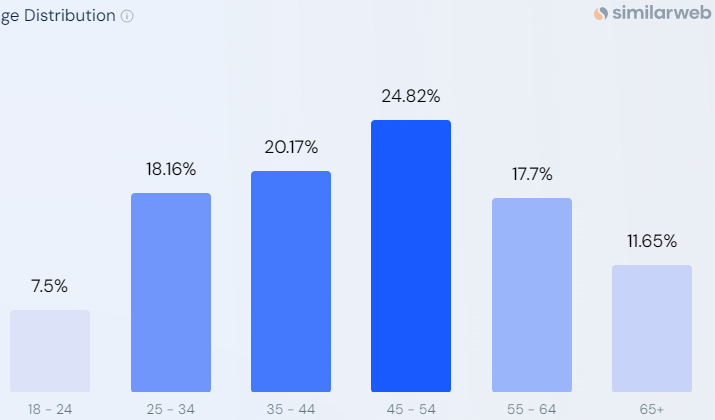

anb.com.sa Target Audience

Share

Audience interests reveal key details on the browsing interests of anb.com.sa's visitors. anb.com.sa's audience is interested in Law and Government > Government & bank.

Top Categories ⓘ

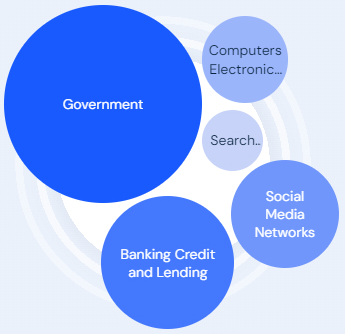

Other Visited Websites ⓘ

- flexxbusiness.saib.com.sa
- saib.com.sa
- business.alinma.com
- security.online-banking.sabbnet.co...
- services.online-banking.sabbnet.co...

See all other websites →

Top Topics ⓘ

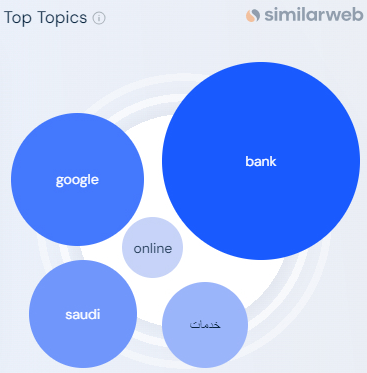

Need to identify deeper audience insights?

Discover audience acquisition strategies and reveal insights on browsing behavior with Similarweb's Research Intelligence Solution.

Try it now →

anb.com.sa Competitors & Similar Sites

Share

Reveal anb.com.sa top alternatives and find potential or emerging competitors. saib.com.sa is the website with the highest similarity score to anb.com.sa. Find out why - Click here to Analyze all competitors

Site	Affinity	Monthly visits	Category	Category rank
saib.com.sa	100%	483K	Finance > Banking Credit and Lending	#1,331
riyadbank.com	98%	1.3M	Finance > Banking Credit and Lending	#802
alahli.com	96%	2.2M	Finance > Banking Credit and Lending	#478
alrajhibank.com.sa	92%	4.2M	Finance > Banking Credit and Lending	#257

alfransi.com.sa	86%	131.9K	Finance > Banking Credit and Lending	#5,038
alinma.com	84%	1.8M	Finance > Banking Credit and Lending	#402
arabbank.com	81%	140.4K	Finance > Banking Credit and Lending	#4,148
bankaljazira.com	75%	644.9K	Finance > Banking Credit and Lending	#1,111
riyadonline.com	70%	1.1M	Finance > Banking Credit and Lending	#727
samba.com	69%	6.6K	Finance > Banking Credit and Lending	#21,966

See all competitors →

anb.com.sa Top Traffic Sources

Share

The top traffic source to anb.com.sa is Direct traffic, driving 60.68% of desktop visits last month, and Organic Search is the 2nd with 33.47% of traffic. The most underutilized channel is Display. Drill down into the main traffic drivers in each channel below

Marketing Channels Distribution

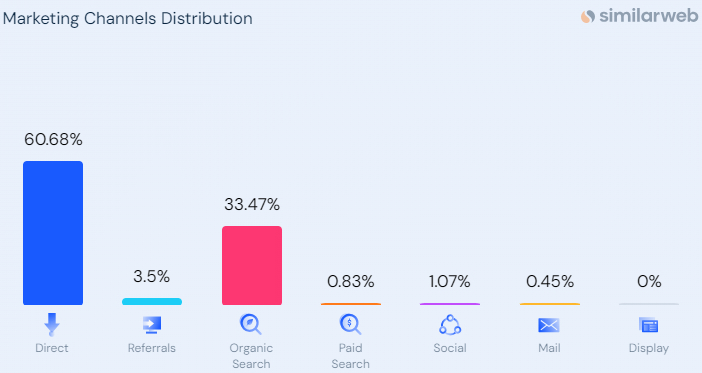

Paid Search

anb.com.sa	0.83%
saib.com.sa Top competitor	2.28%
Industry benchmark	?

Benchmarking against your industry helps you optimize your marketing budget.

Unlock your industry benchmark →

anb.com.sa Top Keywords by Traffic Share

See the list of top keywords driving organic traffic to anb.com.sa (Desktop, worldwide)

Organic vs. Paid

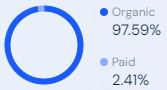

Share

Top Keywords

anb VOL: 38,570	10.4K $1.57
البنك العربي VOL: 24,770	6.5K $0.39
anb business VOL: 1,610	4.3K $2.17
العربي VOL: 49,220	3.1K $0.23
البنك العربي الوطني VOL: 7,960	3K $0.28

887 Others
See more →

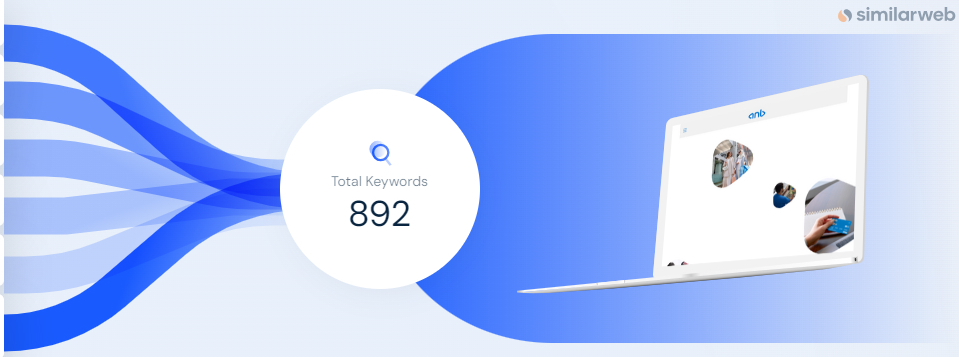

Want to uncover more opportunities?

Grow your traffic share per keyword and understand how SEO and PPC investments can be optimized with Similarweb's Digital Marketing Intelligence solution.

Try it now →

Referral Web Traffic to anb.com.sa

Share

The top referral sites sending desktop traffic to anb.com.sa.

Category Distribution

Top Referrals

Computers Electronics and Technolo...	37.98%
Telecommunications	24.17%
Jobs and Employment	12.08%
Finance - Other	10.36%
Financial Planning and Management	7.12%
Other	8.29%

Start a trial	29.35%
Start a trial	24.17%
Start a trial	18.99%
stspayone.c...	10.36%
3dsecure.az	1.73%
payfort.com	1.73%
9 Others	13.68%

See all →

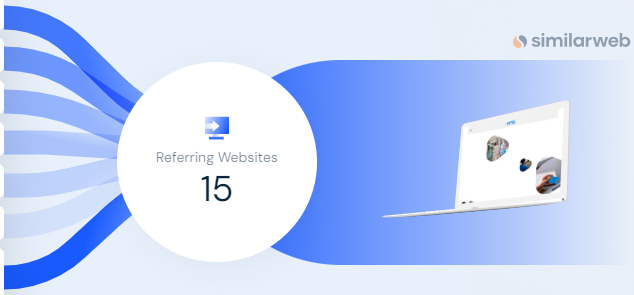

Display Advertising Traffic to anb.com.sa

Analysis of the top publishers sending traffic to anb.com.sa.

Share

Top Publishers ⓘ

--	--
--	--
--	--
--	--
--	--
--	--

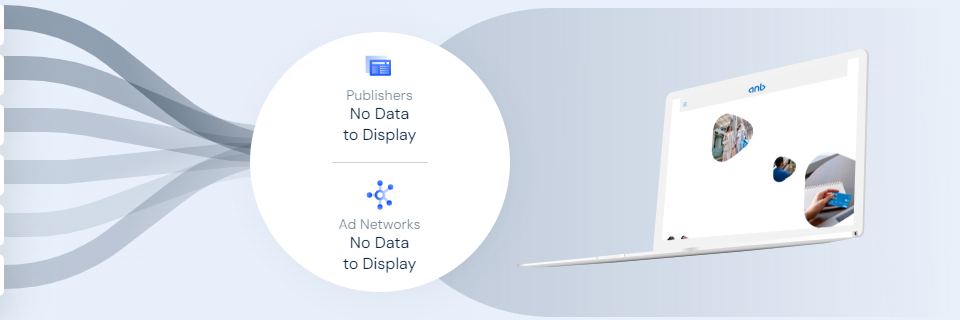

Recently Seen Display Ads ⓘ

No Data to Display

Want to know which competitive ads convert best?

Reveal any website's best performing ad creatives. Develop the right messaging and formats to draw high converting traffic to your site and increase your Return on Advertising Spend (ROAS) with Similarweb's Digital Marketing Intelligence solution.

Try it now →

Social Media Traffic to anb.com.sa

anb.com.sa gets most of its social media traffic from Twitter, followed by WhatsApp Webapp and Youtube (Desktop). Engaging audiences through Youtube may reveal new opportunities

Share

Social Networks ⓘ

3

Social Network Distribution ⓘ

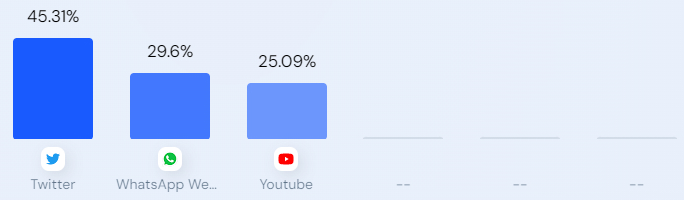

Links from anb.com.sa to Other Websites by Traffic Share

anb.com.sa is sending desktop traffic to 7 different websites from several categories. Discover each category's traffic share below

Share

Top Outgoing links ⓘ

Category Distribution ⓘ

similarweb



Start a trial	76.38%
Start a trial	8.32%
Start a trial	6.35%
google.com	2.95%
apple.com	2.47%
anb.sa	2.1%
1 Others	1.42%

See all →

Finance - Other	8.32%
Banking Credit and Lending	6.35%
Programming and Developer Software	2.95%
Computers Electronics and Technolo...	2.47%
Jobs and Employment	2.1%
Other	77.8%

Ready to optimize your SEO strategy?

Find opportunities for partner websites and sponsored content with Similarweb's Digital Marketing Intelligence Solution.

Try it now →

---

anb.com.sa Technology Stack

Share

These are the website technologies, by industry, used on anb.com.sa. There are a total of 24 technologies from 12 different industries installed on anb.com.sa.

similarweb

Payment & Currencies (7)	Advertising (3)	Widget (3)	Content Management System (2)	
€ Euro	DoubleClick	reCAPTCHA	DNN Software	More Industries 8
See all →	**See all →**	**See all →**	**See all →**	**See all →**

Ready to discover high quality prospects?

Identify what technologies a website uses to craft the perfect sales pitch, and shorten the sales cycle with the Similarweb Sales Intelligence Solution.

Try it now →